


Instruction for Kroger Community Rewards

Great news!!

The American Legion Post 233 has enrolled in the Kroger Community Rewards Program. Our members and supporters can link their Kroger Rewards Card to assist American Legion Post 233 with various fundraising efforts. It is very easy to enroll your current card. If you do not currently have a card, simply stop at any Kroger and let them know you would like a Kroger Rewards Card. You must enroll your card online for American Legion Post 233 to benefit from the program. This program is at no cost to you, and is very easy to set up.

TO SIGN UP FOR KROGER COMMUNITY REWARDS:

1. Register online at <https://www.kroger.com/account/enrollCommunityRewardsNow/>
2. Click on the "I'm a Customer" link.



Giving more back to the community!

Kroger is committed to helping our communities grow and prosper. Year after year, local schools, churches and other nonprofit organizations will earn millions of dollars through Kroger Community Rewards.

Kroger Community Rewards makes fund-raising easy..all you have to do is shop at Kroger and swipe your Plus Card!

I'm a Customer

Want to enroll in Community Rewards?

View Details



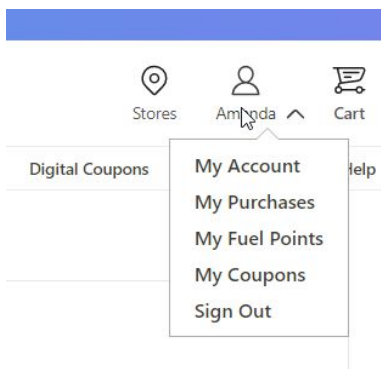
I'm with an Organization

Apply for Community Rewards or manage your details.

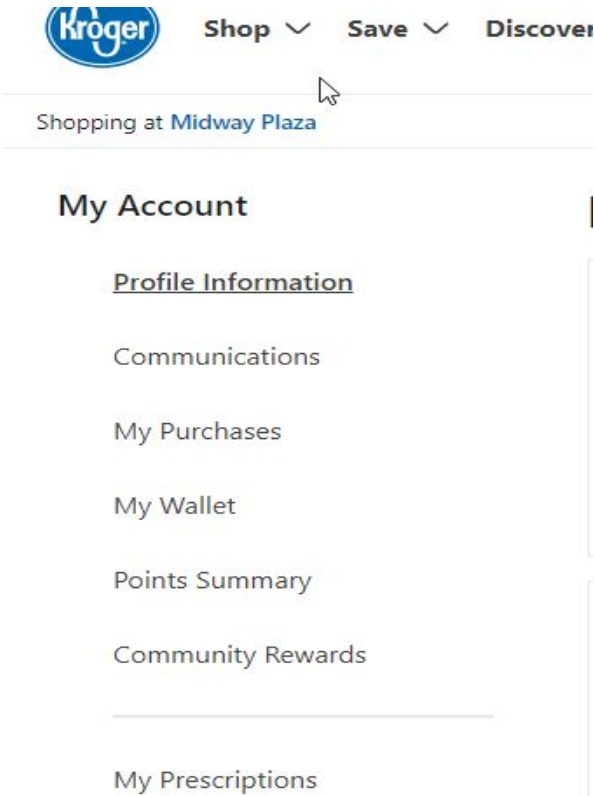
Apply Now



3. Click on My Account. This is located in a drop-down menu under your profile icon, in the upper right corner of your screen.

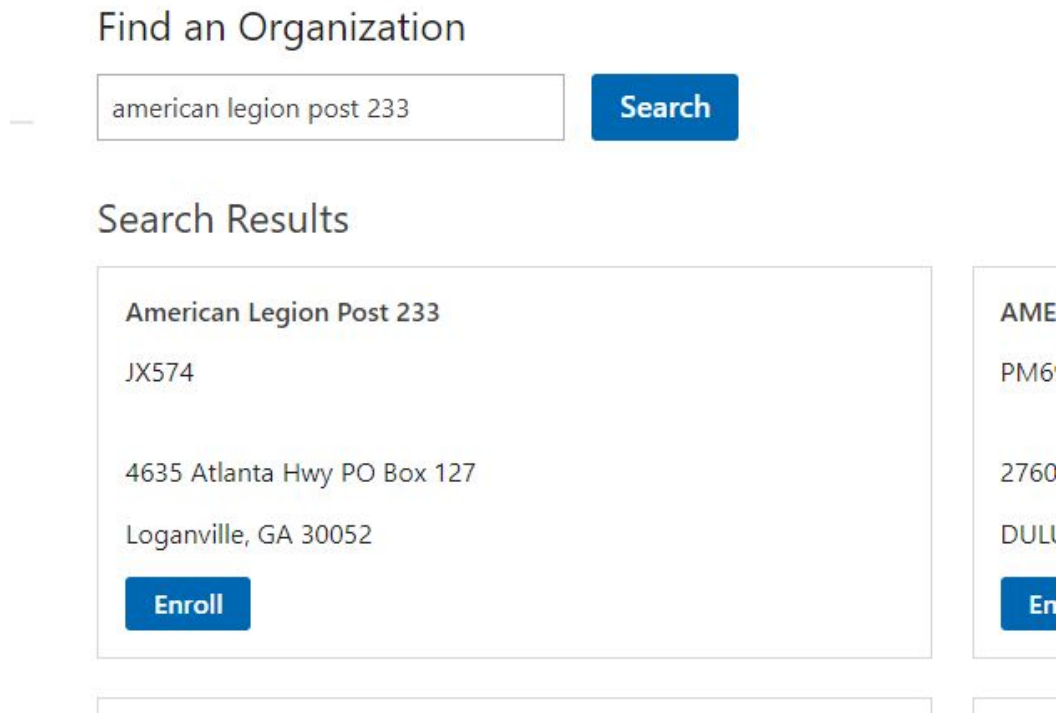


4. Click on Community Awards. This is located in a menu bar on the left side of your screen.



The screenshot shows the Kroger website's navigation bar with the Kroger logo on the left and 'Shop', 'Save', and 'Discover' links on the right. Below the navigation bar, a horizontal line indicates the current location: 'Shopping at Midway Plaza'. The 'My Account' section is expanded, showing a list of options: 'Profile Information' (underlined), 'Communications', 'My Purchases', 'My Wallet', 'Points Summary', 'Community Rewards', and 'My Prescriptions'.

5. From this screen, you can add or change the organization you wish to support. Search, "American Legion Post 233." Click Enroll.



The screenshot shows the 'Find an Organization' search interface. A search box contains the text 'american legion post 233' and a blue 'Search' button is to its right. Below the search box, the 'Search Results' section displays a single result for 'American Legion Post 233'. The result card includes the organization name, the ID 'JX574', the address '4635 Atlanta Hwy PO Box 127 Loganville, GA 30052', and a blue 'Enroll' button. To the right of the main result card, a partial view of another result card is visible, showing the text 'AME', 'PM6', '2760', 'DULL', and a blue 'En' button.

6. You will get a confirmation screen. You are all done! Thank **you** for helping us support veterans in our own community. Don't forget to sign out from your account by returning to the drop-down menu on the upper right.

